

Using the IFRS Taxonomy

A regulator's guide

Table of Contents

	PAGE
INTRODUCTION	4
WHAT THIS GUIDE COVERS	4
WHERE TO FIND RELATED INFORMATION	4
GETTING STARTED	5
WHICH FILING SYSTEMS SHOULD USE THE IFRS TAXONOMY?	5
DECIDING HOW TO USE THE IFRS TAXONOMY	5
FILING SYSTEM DOCUMENTATION	7
IFRS TAXONOMY DOCUMENTATION PUBLISHED BY THE IFRS FOUNDATION	8
ADDING TO THE IFRS TAXONOMY	8
JURISDICTION OR REGULATOR SPECIFIC INFORMATION	8
ENTITY-SPECIFIC INFORMATION	9
THE IFRS TAXONOMY FILES AND CONTENT—AN OVERVIEW	12
INTRODUCTION	12
IFRS TAXONOMY UPDATES AND RELEASE	13
ACCESSING THE IFRS TAXONOMY FILES	14
OVERALL ARCHITECTURE	15
ELEMENT SCHEMAS	15
ENTRY POINTS	16
LINKBASES	17
ADDITIONAL COMPONENTS	17
FORMULA LINKBASE	17
VERSIONING REPORT	19
DETAILED ARCHITECTURE	19
USING THE IFRS TAXONOMY ARCHITECTURE AND CONTENT	20
INTRODUCTION	20
DIAGRAMS	20
1) NO REGULATOR EXTENSION OR CUSTOMISATION	21
DESCRIPTION	21

FILING	22
FEATURES	23
2) NO REGULATOR EXTENSION BUT CUSTOMISATION	23
DESCRIPTION	23
FILING	24
FEATURES	24
3) EXTENSION USING IFRS TAXONOMY ELEMENTS ONLY	24
DESCRIPTION	24
FILING	25
FEATURES	25
4) EXTENSION USING IFRS TAXONOMY ELEMENTS PLUS SUPPLEMENTARY INFORMATION	26
DESCRIPTION	26
FILING	27
FEATURES	27
<u>APPENDIX A: EXTENSION STYLE AND ARCHITECTURE—BEST PRACTICE</u>	28
USING IFRS TAXONOMY ELEMENTS	28
IFRS TAXONOMY ELEMENT LABELS, DOCUMENTATION AND REFERENCES	29
RELATIONSHIPS BETWEEN IFRS TAXONOMY ELEMENTS	29
PROHIBITING OR HIDING IFRS TAXONOMY ELEMENTS	29
PROHIBITING IFRS RELATIONSHIPS	30
EXTENDING TABLES	30
TYPED DIMENSIONS	30
TUPLES	31
NAMESPACES	31

Introduction

1. The aim of this guide is to help regulators and other organisations with the adoption and ongoing use of the IFRS Taxonomy^{TM1} files and content within an electronic filing system.
2. This document does not assume detailed knowledge of IFRS or XBRL (eXtensible Business Reporting Language) but it may help to have read introductory materials on both these subjects.
3. This document forms part of a set of documentation aimed at supporting the use and adoption of the IFRS Taxonomy around the world by regulators, preparers, investors and other users and organisations.

What this guide covers

4. This guide includes:
 - (a) a section on getting started with IFRS Taxonomy adoption (including a look at regulator and entity specific disclosures);
 - (b) an introduction to the IFRS Taxonomy architecture;
 - (c) Architecture options for the use of the IFRS Taxonomy in a filing system;
 - (d) Appendix A—IFRS Taxonomy XBRL best practice recommendations.

Where to find related information

5. Further information related to the adoption and use of the IFRS Taxonomy is currently being developed by the IASB. This includes information relating to:
 - (a) the benefits of adoption;
 - (b) the administrative side of the adoption process;
 - (c) preparing filings using the IFRS Taxonomy elements; and

¹ The IFRS Taxonomy is a trade mark of the IFRS Foundation.

- (d) making use of filings prepared with IFRS Taxonomy elements.
6. Documents relating to these subjects will be made available on the IFRS website as they are completed.

Getting started

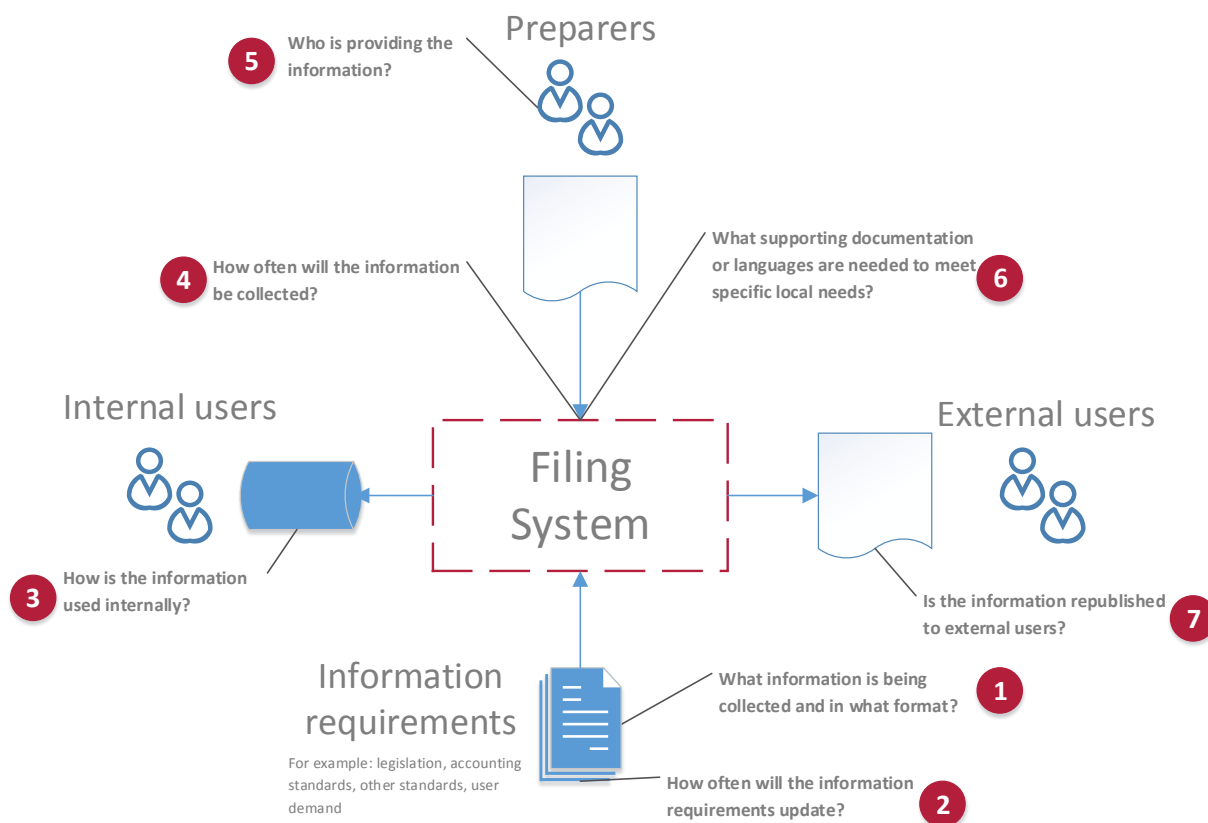
Which filing systems should use the IFRS Taxonomy?

7. The IFRS Taxonomy is intended for use in electronic filing systems requiring or allowing the mark-up of IFRS financial information. These filing systems may exist for a range of purposes including securities regulation, company registration, financial services regulation and taxation.
8. The most common use of the IFRS Taxonomy is in systems that require IFRS financial statements to be filed with a regulatory authority. However, it can also be used in systems that require filings of:
- (a) a summary of IFRS financial information; or
 - (b) a form (or other report) containing IFRS financial information and information from other contributing sources.
9. The main purpose of using the IFRS Taxonomy in these different types of electronic filings is to accurately, clearly and consistently identify information that must be prepared in accordance with IFRS.

Deciding how to use the IFRS Taxonomy

10. The following sections introduce the different ways by which the IFRS Taxonomy can be incorporated within a filing system. Before reading these sections it may be worth thinking about some of the following questions:
- 1) What information is being collected and what format is it in?
 - IFRS statements
 - Whole statements or partial statements
 - Face statements vs notes

- Summary information extracted from statements
 - Annual, and interim statements
 - Local information requirements
 - Areas of corporate reporting other than those provided under IFRSs
 - Entity-specific information
- 2) How often will the information requirements update?
- 3) How is the information used internally?
- How is it stored?
 - How is it viewed by internal users?
 - Is it used for analysis?
 - Validation, eg calculations, mandatory fields
 - Cross statement comparisons
 - Cross-company or industry comparisons
- 4) How often will the information be collected?
- Annually
 - Quarterly
 - Continuous update
- 5) Who is providing the information?
- Do they all have the same provision frequency?
 - Do they all need to file the same sets of information?
 - Are they all as likely to be able meet the requirements and in what time scale?
- 6) What supporting documentation and languages are needed to meet specific local needs?
- 7) Is the information republished to external users?
- Who are the external users?
 - Investors
 - Data aggregators
 - Is it republished in the same format?



11. The answers to these questions will help with later decisions about which parts of the IFRS Taxonomy are most appropriate to use. They may also help when you are considering how and when to introduce an electronic filing system and what kind of support to provide for preparers and other users.

Filing system documentation

12. The documentation accompanying a filing system will depend on the system and the requirements of the regulator and users. In terms of the IFRS Taxonomy, a regulator should provide documentation of the architecture decisions taken and how they relate to the use of the IFRS Taxonomy. In particular:
- (a) whether there are any restrictions on which IFRS Taxonomy items may be used by preparers or other users, eg if only a subset of the IFRS Taxonomy items may be valid for use when tagging a statement.
 - (b) which version or versions of the IFRS Taxonomy are in use in the system. eg IFRS Taxonomy 2014 or IFRS Taxonomy 2014 as included in a local extension.

- (c) whether any features of XBRL not used by the IFRS Taxonomy are present elsewhere in the filing system. eg XBRL Tuples.

IFRS Taxonomy documentation published by the IFRS Foundation

- 13. The IFRS Taxonomy is supported by a range of documentation aimed at allowing users to review and understand its content without having to read the XBRL files directly.
- 14. Documentation that may be of particular interest when looking at how to use the IFRS Taxonomy when setting up a filing system includes:
 - (a) The *Guide to Understanding the IFRS Taxonomy Update*
 - (b) IFRS Taxonomy updates
 - (c) The versioned IFRS Taxonomy Illustrated.
- 15. All documents can be found on the IFRS Foundation website:
<http://go.ifrs.org/IFRST2015>.

Adding to the IFRS Taxonomy

Jurisdiction or regulator-specific information

- 16. The IFRS Taxonomy covers items that come directly from IFRS and accompanying materials published by the IASB, as well as items that are commonly reported globally. However, it does not cover all the supplementary disclosures that are specific to particular regions, jurisdictions and/or regulatory systems. These may include areas of disclosure in which the aggregated totals (eg line items or subtotals reported in primary financial statements) are similar but the detailed breakdown varies across the world, or between industries or between regulatory systems.
- 17. How this information is included in a filing system using the IFRS Taxonomy will depend on how it fits with, or around, the IFRS disclosures and also how the regulator intends to manage the filing system and the related taxonomies. Areas that a regulator may need to consider include (but are not limited to) local requirements for:

- (a) disclosure of entity-specific details eg contact details such as address, list of subsidiaries, directors etc;
- (b) supplementary disclosures about specific industry activities, eg insurance activities etc; or
- (c) a list of values that could be applied to IFRS disclosures, for example:
 - (i) credit ratings;
 - (ii) geographical regions and countries; or
 - (iii) time bands for maturity.

Entity-specific information

18. The most common use for the IFRS Taxonomy is in the electronic filing of IFRS financial statements. IFRS financial statements are principle-based and as a result may contain a number of disclosures that are specific to that entity and not commonly found in the financial statements of other entities. The IFRS Taxonomy does not aim to cover all possible entity-specific disclosures and for that reason it would not be possible for all items of information in a complete set of IFRS financial statements to be mapped to the IFRS Taxonomy.
19. The IFRS Taxonomy is supplied with the capacity for both regulator extensions and entity-specific extensions; however, at the moment the IFRS Taxonomy does not contain any XBRL mechanisms designed only for use with extensions. Some sections of the IFRS Taxonomy cover content likely to include a high proportion of entity-specific disclosures and so the IFRS Taxonomy does not provide many elements. This is most common in disclosures for breakdowns or disaggregation represented in IFRS Taxonomy tables. Examples include:
 - (a) Capital Requirements (IAS 1 136);
 - (b) Reclassified items (IAS 1 41); and
 - (c) Assets and liabilities for disclosure of assets and liabilities with significant risk of material adjustment—IAS 1 paragraph 125).
20. There are a number of ways by which these entity-specific disclosures may be captured in an IFRS filing system. Which methods are most appropriate will depend on a number of factors, for example:

- (a) whether or not the intended users of the filing system require electronic access to the entity-specific disclosures;
 - (b) the type of information those users require about these disclosures; or
 - (c) the effort involved for preparers to meet filing requirements.
21. Because XBRL is a very flexible standard there are a number of mechanisms that can be used to describe entity-specific disclosures in varying levels of detail. These can be separated into those involving no tagging of the entity-specific disclosures, partial or limited tagging or tagging and linking of the disclosures.
22. Some examples of these mechanisms are briefly described below. These mechanisms include:
- (a) no tagging;
 - (b) partial or limited tagging; and
 - (c) tagging and linking.

No tagging

23. If entity-specific disclosures in an IFRS financial statement are not tagged, then they will not be present in an XBRL instance. However it is still possible to allow the disclosures to be retained within a filing system for future tagging, unstructured data analysis or more manual analysis. These disclosures can be retained using the following mechanisms/formats:
- (a) Submission of a secondary format: this would usually be a second untagged format such as PDF. The entity-specific disclosures are not available in the XBRL but they can be read in the secondary format.
 - (b) Inline XBRL: this is an XBRL format in which the XBRL tagging is embedded within a web page of the financial statements. Again, the entity-specific disclosures would not be included in the XBRL instance for analysis, but they are displayed alongside the tagged items in those financial statements and some information about their context is retained.

Partial or limited tagging

24. The tagging of an entity-specific disclosure allows it to then appear in any XBRL instance document representing the financial statements, even if there is limited information available about that disclosure within the structured format. Depending on the requirements, this limited information can still allow some automated analysis. Partial or limited tagging may require less cost and effort for those preparing XBRL filings.
25. Partial or limited tagging solutions include:
 - (a) Block tagging: this is where a section of a report is tagged as a whole. There may also be tagging of individual facts within that section. The tagging of the section allows the content of that section to appear as an unstructured block within a tag in the XBRL instance document. This keeps the entity specific-items within the XBRL document and with context. However, the entity-specific disclosures/items are still not individually identified.
 - (b) Non-specific tagging: a non-specific tag is one created to allow an entity-specific item (or other item) to be tagged but which does not contain information specifically identifying that item. For example, a general tag called 'EntitySpecificDisclosure' could be used to tag all entity-specific disclosures within a report. This would ensure that each fact was identified as an entity-specific item and would appear in the XBRL document, but would not say what kind of item it was or where it appeared in relation to other items. This kind of tagging is best used with another mechanism (such as Inline XBRL or block tagging) to allow the context for these items to also be retained. Some additional information can be retained with general tags for particular categories of entity reporting item such as 'EntitySpecificAsset'.

Tagging and linking

26. A more complete description of an entity-specific disclosure within a structured instance can be obtained if the tag used is created specifically for that disclosure and also if context is provided linking the specific tag to other known and described

taxonomy items. Fuller descriptions of entity-specific disclosures—especially additional structured context—make automated analysis more effective. Solutions including fuller tagging and linking include:

- (a) Entity tagging and linking (limited linking): this mechanism asks a preparer to create a tag specific to its disclosure. This tag will probably require an associated structured label to provide the full label as in the report. The item can then be given a minimal context with the provision of a single link to a specified type of related item. For example, preparers could be required to link all entity-specific items to their calculation parent or be required to provide a single definition or generic link to the closest item within the IFRS Taxonomy.
- (b) Full entity extensions: this enables the maximum possible amount of information about entity-specific items within a set of financial statements to be included as structured data with an XBRL instance document. The preparer of the report creates an extension taxonomy (as above) describing the items and provides the full XBRL context by creating the various links for this item including calculation relationships, presentation, labels, references etc.

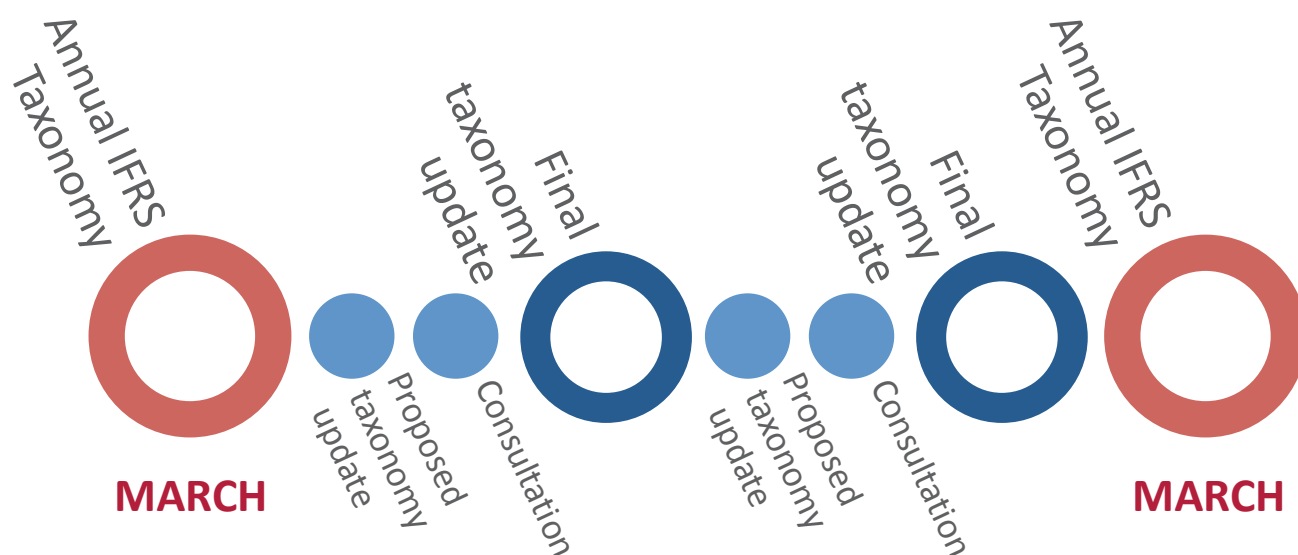
The IFRS Taxonomy files and content—an overview

Introduction

- 27. The IFRS Taxonomy in XBRL is for use with filing systems making use of XBRL as their filing communication format. XBRL is a flexible and extensible standard, so the following sections look at ways in which the IFRS Taxonomy can be used within an XBRL-based filing system and how these ways may be influenced by the requirements of the system.
- 28. For more information on how to use and work with XBRL please see the XBRL International Website (<http://www.xbrl.org>).

IFRS Taxonomy updates and release

29. The IFRS Taxonomy is updated in line with the publication of new or amended Standards by the IASB. These updates generally take the form of taxonomy interim releases and occur throughout the year. In addition, updates may be released as a result of common practice projects or technology updates. Each year an annual compilation of all interim releases is also produced.



30. All IFRS Taxonomy interim releases and annual releases contain a full set of IFRS Taxonomy files and can be used within a filing system. The interim releases during the year are not scheduled for specific dates, because they are dependent on the IASB's work plan. The annual IFRS Taxonomy is released at the beginning of each year before the end of March.
31. A regulator should keep the version of the IFRS Taxonomy used within a filing system as up to date as possible so that it is in line with the latest published IFRSs. Older versions of the IFRS Taxonomy will not have updates to common practice items and will not contain the elements required to support new or amended Standards published after the date of the older version.
32. Depending on the use of the IFRS Taxonomy within a filing system, a number of processes or mechanisms can be used to minimise the impact of IFRS Taxonomy updates. Examples include (but are not limited to):

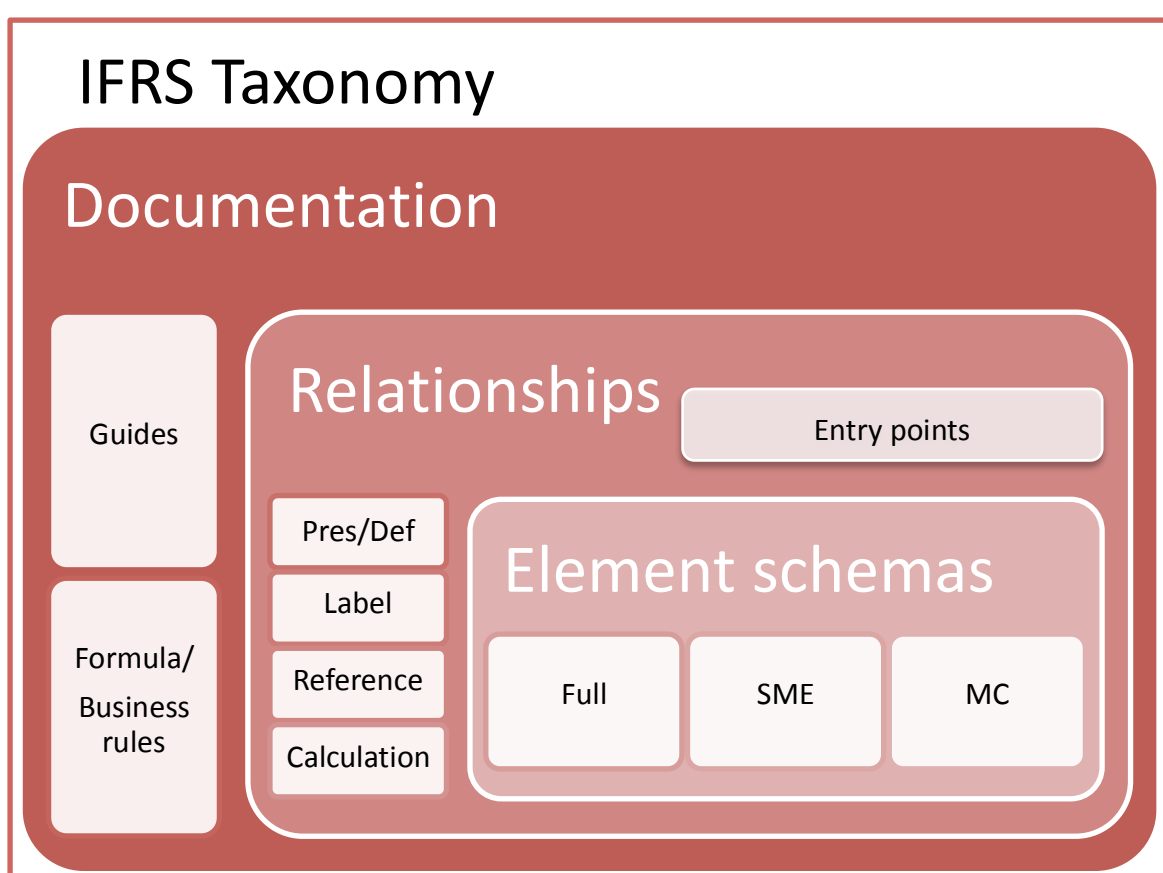
- (a) If required, multiple versions of the IFRS Taxonomy can be used within a system at the same time to allow preparers and users time to move to newer versions.
- (b) If a system is using a filing model in which an IFRS extension is not created, then the update schedules for the IFRS Taxonomy and any local taxonomies can be kept separate, because there are no links creating dependencies between the different taxonomies.
- (c) An XBRL versioning report is produced for the IFRS Taxonomy (along with a PDF representation). This report can be used to:
 - (i) assess the impact of an update on the previous version of the IFRS Taxonomy; and
 - (ii) assist with the electronic mapping from the old to the newer version of the taxonomy to allow for changes to be handled by the filing system automatically or with minimal manual intervention.

Accessing the IFRS Taxonomy files

- 33. The IFRS Taxonomy files are available on the IFRS website for download. Each file can also be accessed at the location URLs used throughout the IFRS Taxonomy XBRL files.
- 34. It is recommended that if the IFRS Taxonomy files are used in a filing system, either directly or via an extension taxonomy, then the files should be cached locally and the file requests should be redirected to the local cache.
- 35. If the IFRS Taxonomy files are used within an extension taxonomy then the files can be referred to via the absolute location reference (full URL) or as relative file locations if the IFRS Taxonomy files are to be redistributed with the extensions. The names of the files should, however, not be changed and the version of IFRS Taxonomy files in use should always be made clear.

Overall architecture

36. The IFRS Taxonomy in XBRL is divided into sets of individual files and folders. This is generally called a file architecture. This architecture allows the elements in the IFRS taxonomy to be divided into modules and categories, thereby making management of the taxonomy easier and allowing users to make use of the IFRS Taxonomy components that are most relevant to them.
37. The following diagram gives an overview of the IFRS Taxonomy components and the major files.



Element schemas

38. XBRL uses a number of XML-based standards to provide the syntax for defining a taxonomy. One of these standards is XML Schema². This standard is used for the files that provide the core element definitions for taxonomy items.

² <http://www.w3.org/XML/Schema.html>

39. The following schemas of core element definitions are provided with the IFRS Taxonomy:

- (a) Full IFRS reporting (Full)
- (b) IFRS for SMEs reporting (SME)
- (c) Management commentary (MC).

Entry points

40. An entry point is a mechanism for specifying a particular set or subset of taxonomy files. For example, in the IFRS Taxonomy there is an entry point specifying the files required to use the IFRS Taxonomy only for *IFRS for SMEs* reporting. This includes the schema file containing the elements for that schema together with presentation, definition, calculation, labels and references. The entry points allow subsets of the taxonomy to be navigated separately, which allows different sets of information to be isolated for different user purposes. The IFRS Taxonomy entry points may also be used directly by preparers when creating XBRL reports in jurisdictions that use the IFRS Taxonomy directly rather than creating a local extension.

41. The entry points provided with the IFRS Taxonomy are:

- (a) IFRS Full—this includes only the files necessary to use the IFRS Taxonomy for full IFRS reporting. A further entry point adds the items for the management commentary.
- (b) IFRS for SMEs—this includes only the files necessary to use the IFRS Taxonomy for SME reporting.
- (c) Management commentary—this includes only the files necessary to use the IFRS Taxonomy for management commentary.
- (d) Combined—this includes all the files for both Full IFRS and IFRS for SMEs as well as the management commentary.
- (e) Basic—this includes a minimum of files for full IFRS reporting, excluding some less well-supported XBRL features and management commentary.

42. For all of the above a second entry point also exists, which includes the documentation labels.

Linkbases

43. The linkbases are a mechanism used by XBRL to provide relationship information about the elements in a taxonomy. The XBRL linkbases fall into two categories:
- (a) Relationships between taxonomy items
 - (i) Presentation relationships—the relationships between items as viewed in IFRS financial statements—used by the IFRS Taxonomy primarily for taxonomy navigation
 - (ii) Definition relationships—this linkbase is used to define the tables used in the IFRS Taxonomy.
 - (iii) Calculation relationship—the IFRS Taxonomy uses this linkbase to provide general summation relationships.
 - (b) Relationships between taxonomy items and a resource
 - (i) Labels. The IFRS Taxonomy provides concept labels in English. For some concepts, labels for alternative uses exist such as to express labels for values at the beginning of the reporting period or at the end of the reporting period. The IFRS Taxonomy makes particular use of the type of label provided for additional documentation to provide the documentation labels (sometimes called definitions).
 - (ii) References to the IFRS Standards. References are classified into three groups—Disclosure, Example and Common Practice. For more information on how this classification works please see the *IFRS Taxonomy Technical Guide*.

Additional components

44. The IFRS Taxonomy also has a number of components that are provided, but that are not considered to be a core or essential part of the IFRS Taxonomy.

Formula linkbase

45. The information provided by the calculation linkbase in XBRL only covers summations. For more complicated relationships including ratios, item existence checks and more complicated mathematical checks, an alternative linkbase called Formula is used.

46. Because the IFRS Taxonomy may be used in filing systems in different ways, we only provide some general rules or indicators. These rules fall into the following categories:
- (a) Cross period validations—tests calculation of roll-forwards; ie the beginning balance adjusted by the total changes over the period equals the ending balance.
 - (b) Earnings per share validations—test that the Earnings per share calculation (the Profit (loss) divided by the average number of shares) equals the values given in the report.
 - (c) Axis aggregation validations—test that the summation of the values provided for the members of an axis is equal to the value reported for their parent member (if applicable for a given axis and only if the preparer structured their members in a summation-like hierarchy).
 - (d) Fact equivalence validations—test that two facts tagged using different IFRS Taxonomy items, or items and members, that represent the same thing, are equal. This most commonly occurs where one fact is a dimensionally qualified concept and the other one is not (e.g. Aircraft = Aircraft [member] in Property, plant and equipment [axis] with primary item Property, plant and equipment).
 - (e) Positive / negative fact validations—test that if a fact is usually expected to be reported as an amount greater or equal zero it is not negative and vice versa.
 - (f) Percentage warnings—test that the format of a percentage fact is below 100 per cent.
 - (g) Technical validations—test technical aspects of XBRL instance documents if those aspects are not covered by the XBRL specification but that may be confusing for users.

47. For more detail on how these rules are implemented please see the Formula documentation and guidance³.

Versioning report

48. The XBRL Versioning specification provides a communication format for taxonomy changes that can be used to automate the taxonomy update process. It also allows for further information to be provided about changes, to assist with a manual update process.
49. The IFRS Taxonomy XBRL versioning report provides the detail for the changes between IFRS Taxonomy updates but does not at the moment include any secondary description of changes. This report is also the source for the IFRS Taxonomy Illustrated with change information, which can be found on the website.

Detailed architecture

50. For more detailed information on the IFRS Taxonomy XBRL architecture please see Using the *IFRS Taxonomy—The taxonomy architecture—2015*⁴.

³ <http://www.ifrs.org/XBRL/Resources/Pages/Formula-Linkbase-2015.aspx>

⁴

http://www.ifrs.org/XBRL/Resources/Documents/IFRS%20Taxonomy%202015/IFRS%20Taxonomy%20Architecture_FINAL.pdf

Using the IFRS Taxonomy architecture and content

Introduction

51. The IFRS Taxonomy can be included within an XBRL filing system in a number of ways. The following are the most common and generally recommended mechanisms for making use of the IFRS Taxonomy.
52. It is possible for the types detailed below to be combined—so for example the IFRS Taxonomy may be used with extensions for local concepts but also alongside taxonomies provided for items common to other systems.
53. In XBRL technical terms most changes to a base taxonomy also require additional files even if no new concepts are created and thus are also referred to as extensions. For the purposes of this document, however, extension types are split into two categories:
 - (a) **Extension**—an extension of the IFRS Taxonomy occurs when additional taxonomy elements are added.
 - (b) **Customisation**—a customisation occurs when no new taxonomy elements are added to the IFRS Taxonomy but changes are made to allow the addition of files to adapt the IFSR Taxonomy for local use. Examples would be the addition of labels in other languages or alternative presentation views of the taxonomy that would be more familiar to local preparers.

Diagrams

54. The diagrams accompanying the following sections illustrate which components of the IFRS Taxonomy are most likely to be those used within each of the architectures described. These diagrams are not prescriptive; some include a choice of components and materials.

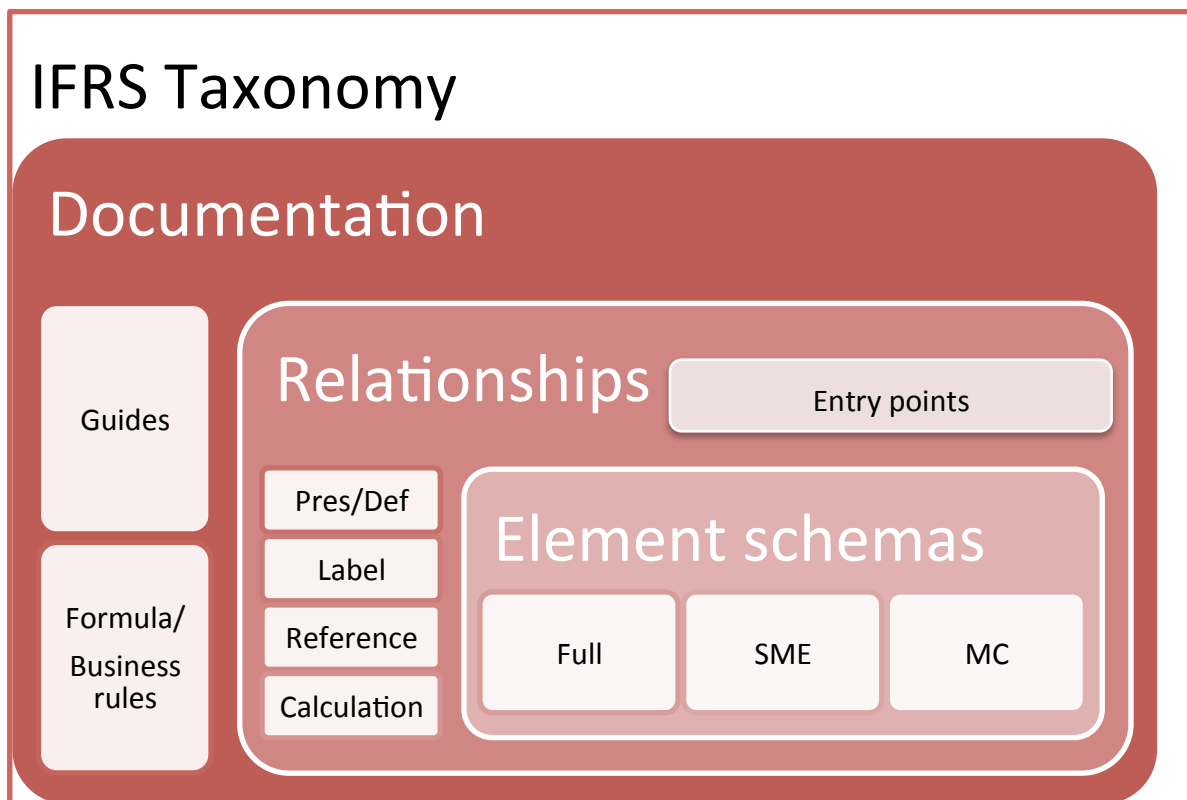
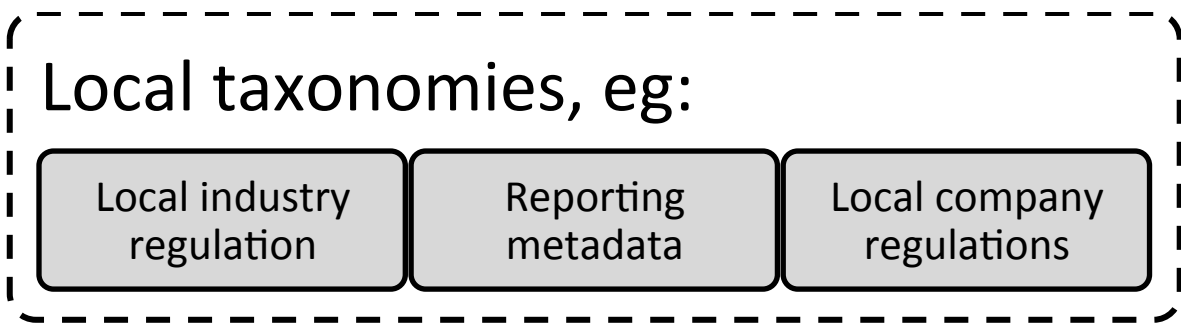
55. Components shaded in red or highlighted with red borders are those recommended for use.

56. Components shaded in grey and with black borders are those we would recommend to be either replaced with locally created files or not used.

1) No regulator extension or customisation

Description

57. The IFRS Taxonomy can be used in a filing system with no regulator extension or customisation at all. This does not mean that a regulator cannot provide separately additional tags or filing items; it only means that they are not provided as an extension of the IFRS Taxonomy file structure.
58. Optionally, additional XBRL taxonomies can be provided or permitted for use by a regulator alongside the IFRS Taxonomy in order to allow any additional local information or other requirements to be included using the same reports. Similarly, associated material may be collected using related electronic filing standards such as XML.



Filing

60. A filing in a system using the IFRS Taxonomy directly (with or without additional taxonomies) is either required to refer directly to any of the taxonomies that was used when creating their report or to be provided with an entry point specifying the correct combination of taxonomy files.
61. For example, they would refer directly to the appropriate IFRS Taxonomy as specified by the owner of the filing system and would refer directly to a local taxonomy for reporting metadata (report dates, type of report) and maybe also to a local taxonomy

for local company regulations (such as for instance director's report, legal statements etc.)

Features

62. Using the IFRS Taxonomy directly with no regulator extensions is particularly suitable for a system in which:
- (a) The owner of the filing system does not wish to include additional reporting elements within the context of the IFRS Taxonomy. For example, there is no requirement for additional elements or there is no need for additional elements to have relationships with IFRS Taxonomy elements.
 - (b) Local reporting elements are likely to be updated on a different schedule to the IFRS reporting elements; for example the system might require preparers to use the latest annual IFRS Taxonomy each year to reflect the Standards but the local reporting elements might require updating much less frequently.
 - (c) Preparers are expected to provide some information about entity-specific elements not defined by the IFRS Taxonomy (for example, create extension items and taxonomy or provide simple links to IFRS Taxonomy items) *or* detailed information on the entity-specific elements of a report is not required⁵.

2) No regulator extension but customisation

Description

63. This option is very similar to the 'no extension' option described above. The regulator does not provide additional elements as an extension to the IFRS Taxonomy, but additional relationships, resources or documentation may be added.
64. Examples of customisations are:

⁵ Please note that the staff have started a review of the XBRL mechanisms for extending taxonomies, in particular for preparers, so that they can provide entity-specific information in a meaningful way to users of electronic IFRS financial statements.

- (a) translations of the IFRS Taxonomy labels provided in local languages. These can be used with the rest of the IFRS Taxonomy by making use of functionality provided by software or by creating a local language entry point for the IFRS Taxonomy'
- (b) the addition of references to local resources; and
- (c) entry points providing access to a subset of files and/or including access to additional translations and materials.

Filing

- 65. A filing may be required to refer to taxonomies that have been used to produce the filing via customised entry points. If the customised material is only for documentation, then the filing may still point directly to the taxonomies used.

Features

- 66. A customised IFRS Taxonomy would be most suitable for systems as described in paragraph 62 above.
- 67. It might be particularly suitable, however, if the filing system owner would like to provide a customised view or views of the taxonomy for preparers that was more relevant to their local environment.

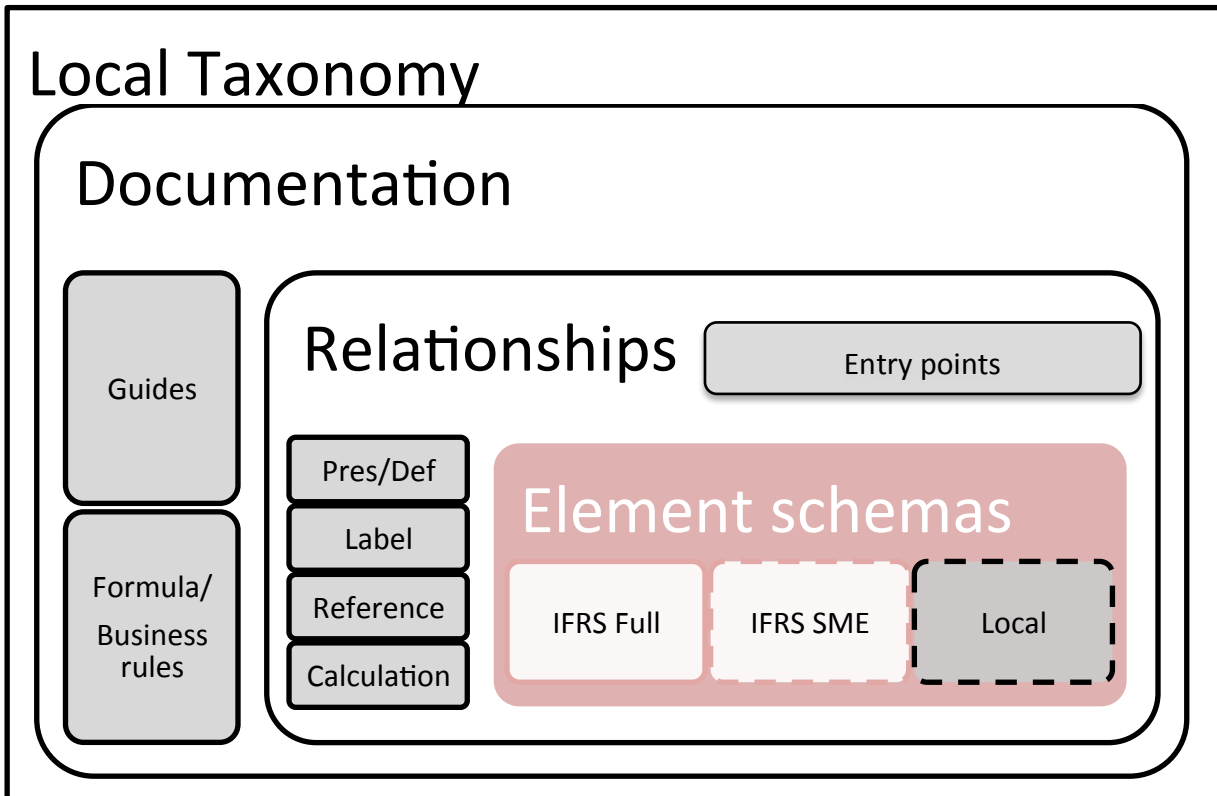
3) Extension using IFRS Taxonomy elements only

Description

- 68. The core elements of the IFRS Taxonomy are defined in individual schema files that can be used as the basis for an extension XBRL Taxonomy. This extension taxonomy can then provide all the relationship information customised for the local reporting environment or system.
- 69. In this case all aspects of the local taxonomy such as documentation and relationships would be created to reflect the requirements of the local filing system. As well as local relationships and documentation, local elements can be included as one or more element schemas and placed in context with appropriate IFRS Taxonomy elements. Alternative labels, for example to provide a translation or to use local practice terms

would also be provided in this type of extension taxonomy, because it assumes that there is no need for the IFRS English-language labels.

70. When creating an extension taxonomy in this fashion it is only necessary to import the required IFRS elements schema—for example a system with no SME reporting may not import the schema containing elements for use with the IFRS for SMEs.



Filing

71. A filing would usually refer only to the local extension taxonomy or other specified entry point to a local taxonomy set, rather than to the IFRS Taxonomy directly. Any IFRS Taxonomy elements from the imported IFRS schemas would then be available through the local taxonomy set.

Features

72. Using the IFRS Taxonomy as part of a local extension taxonomy is particularly suitable for a system in which:
- (a) the filing system owner would like to provide some more specific elements for use in local reporting; for example, if entity-specific extensions within a jurisdiction can be anticipated to some extent.

- (b) there is a requirement to add items to represent local regulations or reporting items.
- (c) there is a requirement to place local and IFRS elements in context together—for example, if the local elements include additional information or a larger number of elements for very flexible areas of reporting. These local elements are given relationships such as presentation and calculation to clearly indicate which IFRS Taxonomy items they are related to.
- (d) if the filing system owner would like to provide customised presentation views or views of the taxonomy for preparers that are more relevant to their local environment

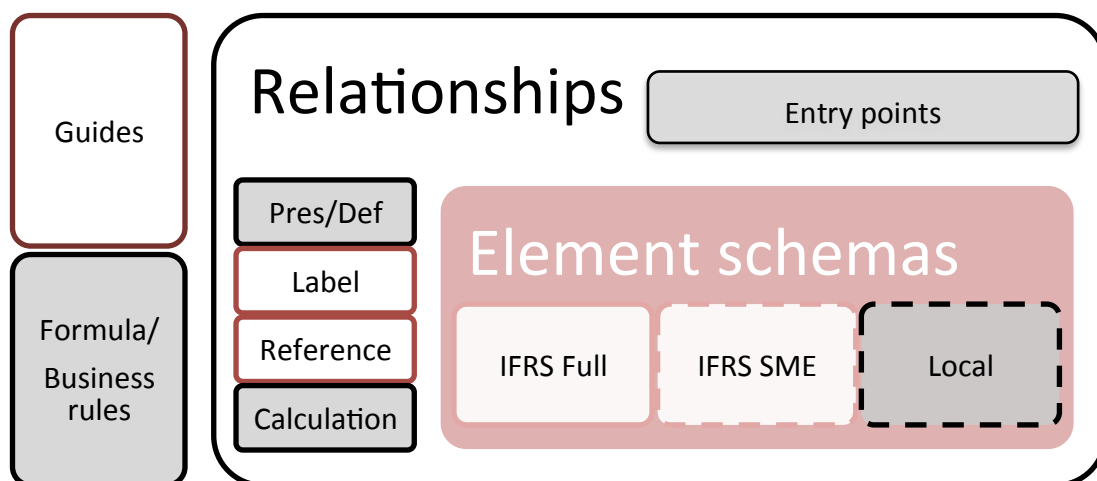
4) Extension using IFRS Taxonomy elements plus supplementary information

Description

- 73. This option is similar to making use of the IFRS element schemas as described in section 3) Extension using IFRS Taxonomy elements only' above. However other IFRS Taxonomy resources might also be retained in order to preserve more of the documentation and relationship information provided with the IFRS Taxonomy.
- 74. The most commonly retained information for these purposes are the IFRS Taxonomy labels, the references and the documentation.
- 75. A system owner may wish to make use of the IFRS presentation and definition linkbases in the case in which a significant proportion of the IFRS Taxonomy presentation remains the same. It is recommended, however, that the XBRL mechanisms for overriding or replacing sections of a linkbase are used with caution or not used at all.
- 76. The diagram below illustrates how IFRS element schemas and other resources may be used in the local taxonomy:

Local Taxonomy

Documentation



Filing

77. A filing would usually refer only to the local extension taxonomy or other specified entry point. Any IFRS Taxonomy elements from the imported IFRS schemas would then be available.

Features

78. Using the IFRS Taxonomy in this fashion is particularly suitable for a system in which:
- there is a requirement to place local and IFRS elements in context together—for example, if the local elements include additional information or a larger number of elements for very flexible areas of reporting. These local elements are given relationships such as presentation and calculation to clearly indicate which IFRS Taxonomy items they are related to.
 - if the filing system owner would like to provide a customised view or views of the taxonomy for preparers that is more relevant to their local environment but would like to retain information provided within the IFRS Taxonomy linkbases or other documentation.

- (c) if the filing system owner would like to provide some more specific elements for use in reporting where entity-specific extensions could reduce in number or are more predicable for some jurisdictions.

Appendix A: Extension style and architecture—best practice

- A1. It is possible for taxonomies created in XBRL to have quite different characteristics and for very similar items in a financial report to be represented using different XBRL features. As a result, in order to promote the consistent use of the IFRS Taxonomy, regulators using the IFRS taxonomy should consider how they integrate their customisations, extensions or additional taxonomies with the IFRS Taxonomy.
- A2. A number of these architectural decisions may require some knowledge of the XBRL standard and more information on exactly how these features work can be found in the *Using the IFRS Taxonomy—The taxonomy architecture—2015* and on the XBRL International website.
- A3. The following section includes a discussion about best practices for using:
 - a) IFRS Taxonomy elements
 - b) IFRS Taxonomy element labels, documentation and references
 - c) Relationships between IFRS Taxonomy elements
 - d) Prohibiting or hiding IFRS Taxonomy elements
 - e) Prohibiting IFRS relationships
 - f) Extending tables
 - g) Typed dimensions
 - h) Tuples
 - i) Namespaces

Using IFRS Taxonomy elements

- A4. A regulator must make use of IFRS Taxonomy elements where possible rather than create extension items duplicating the meaning of existing items. We therefore expect a local regulator extension to use as much of the IFRS Taxonomy as possible

taking into account its applicability to their filing system. It also assumed that regulators regularly update their taxonomy.

- A5. Any IFRS Taxonomy elements associated with, or forming a base to regulator extensions, should also remain available in the extension taxonomy. This is to allow preparers and other users to see how the new local items relate to the IFRS Taxonomy items. For example, if a local taxonomy includes a more detailed breakdown for an element included in the IFRS Taxonomy, that breakdown should be associated with the original IFRS Taxonomy where possible (using whichever linkbases the local taxonomy is making use of) rather than wholly replacing the higher level IFRS Taxonomy item. If the additional local items do not have any relationship to any IFRS Taxonomy item then this is not necessary.

IFRS Taxonomy element labels, documentation and references

- A6. As noted above some uses of the IFRS Taxonomy continue to use the labels, documentation and/or references provided with the IFRS Taxonomy. If this is the case then a regulator must not edit the values provided in the IFRS Taxonomy. If an alternative or edited value is required then the regulator should provide this as a taxonomy customisation. This customised value can be provided with a higher priority in order to cause software to present it to users as the main label.

Relationships between IFRS Taxonomy elements

- A7. The IFRS Taxonomy includes a number of linkbases describing the relationships between elements. These relationships can be reused and customised in a similar fashion to that described for labels and other resources above. If the level of customisation required is greater in extent than for a few items or sections, then it is recommended to create new linkbases from scratch. The linkbases provided with the IFRS Taxonomy are provided as modular files; consequently, if required individual files can be replaced without replacing the whole structure.

Prohibiting or hiding IFRS Taxonomy elements

- A8. If a regulator intends to use the linkbases, usually the presentation linkbase, as a way of describing which IFRS Taxonomy items are permitted for use (where some are

not) then this use of the linkbase must be made clear to all users of the customised or extended taxonomy.

Prohibiting IFRS relationships

- A9. XBRL also provides a mechanism for prohibiting links between items and between items and resources so that the replaced or prohibited link is no longer displayed by software. Regulators should not use this feature unless the IFRS Taxonomy links or resources being replaced or removed would be actively contradictory or inaccurate. We expect in most circumstances that the material provided by the IFRS Taxonomy would still have some use and validity as context and documentation.

Extending tables

- A10. Within XBRL there are a number of ways of describing information that is generally reported as multi-dimensional tables. The tables represented in the IFRS Taxonomy are modelled using one of these XBRL features—explicit dimensions. Examples of the use of explicit dimensions in the IFRS Taxonomy include *Classes of property plant and equipment*, *Classes of financial assets* and *Segments*. These require that all values that might be expected in a category must be enumerated in the taxonomy—whether this is in the base taxonomy, local regulator taxonomy or a preparer taxonomy. There are a number of these categories in the IFRS Taxonomy in which it was deemed that global common practice could not be anticipated and so only a placeholder for a category is available. It is expected that individual values will either be provided later by a regulator or preparer. Examples where this is the case include *Segments* and *Geographical areas*.
- A11. A regulator should consider these dimensions when deciding on the use of the IFRS Taxonomy. If an appropriate explicit dimension exists for a category, then a regulator must extend that dimension where possible rather than create new dimensions.

Typed dimensions

- A12. Another mechanism that XBRL provides for creating reporting tables is Typed dimensions. These do not require that the values are known in advance and these values can be specified as necessary by preparers in their reports (instance

documents) without requiring an extension taxonomy. A typed dimension might be used, for example, for a set of categories or descriptions that would be defined at an entity level and where shared values with other entities are unlikely. This might be the case, for example, when reporting figures for vehicles and identifying each vehicle by number plate.

- A13. Typed dimensions are not used by the IFRS Taxonomy, because in general it is presumed that:
- (a) most breakdowns or lists in IFRS financial statements can be reported most accurately by using explicit dimensions; and
 - (b) the aim behind the exclusion is to use a clear subset of the features available in XBRL, thereby limiting the diversity of mechanisms requiring support for IFRS electronic filing.
- A14. A regulator local taxonomy or extension may make use of Typed dimensions but should not do so in such a way that they conflict with or contradict the IFRS Taxonomy.

Tuples

- A15. Tuples is a further mechanism provided by XBRL for the representation of groupings or tables of information. Tuples create a nested XBRL structure allowing terms to be grouped directly under parents. As with Typed dimensions, the IFRS Taxonomy does not use Tuples. A regulator local taxonomy or extension may make use of Tuples but should not do so in such a way that they conflict with or contradict the IFRS Taxonomy.

Namespaces

- A16. The IFRS Taxonomy items for IFRS reporting are all associated with a namespace and prefix (shorthand way of referring to the full namespace). All IFRS Taxonomy items and files use namespaces clearly based on the IFRS.org domain⁶ and associate these namespaces with IFRS prefixes (ifrs-full etc.).

⁶ A namespace is not required to be a functional website URL but the majority of those in use in XBRL use the URL as a convenient format.

- A17. A regulator must not use the IFRS Taxonomy elements and their supporting links and documentations in such a way that they are no longer associated with the IFRS namespace. They must not (for example) move the defined IFRS Taxonomy elements and associated material into the namespace(s) identifying their own taxonomy items.
- A18. For more information on namespaces and how they work please see the XBRL specifications and the XML specifications they are based on.